

Your NHS Wales Experience - St Davids Surgery

71
Responses

01:47
Average time to complete

Active
Status

1. How recent was the experience you are thinking of?

● In the last 6 months	58
● Between 6 months and 1 year a...	1
● Between 1 and 2 years ago	7
● More than 2 years old	5



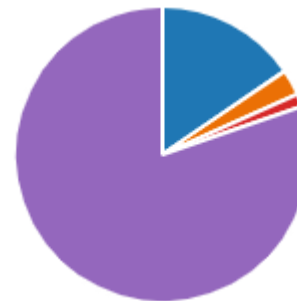
2. Did you feel that you were listened to?

Always	62
Usually	8
Sometimes	1
Never	0



3. Were you able to speak in Welsh to staff if you needed to?

Always	11
Usually	2
Sometimes	0
Never	1
Not applicable	57



4. From the time you realised you needed to use this service, was the time you waited...

Shorter than expected	32
About right	37
A bit too long	1
Much too long	1



5. Did you feel well cared for?

Always	65
Usually	6
Sometimes	0
Never	0
Not applicable	0



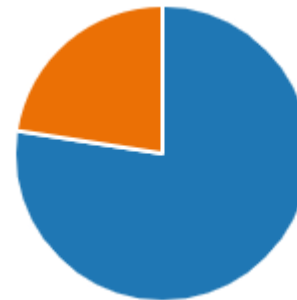
6. If you asked for assistance, did you get it when you needed it?

Always	44
Usually	7
Sometimes	0
Never	0
Not applicable	20



7. Did you feel you understood what was happening in your care?

Always	55
Usually	16
Sometimes	0
Never	0



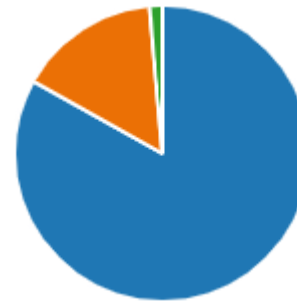
8. Were things explained to you in a way that you could understand?

Always	63
Usually	7
Sometimes	1
Never	0



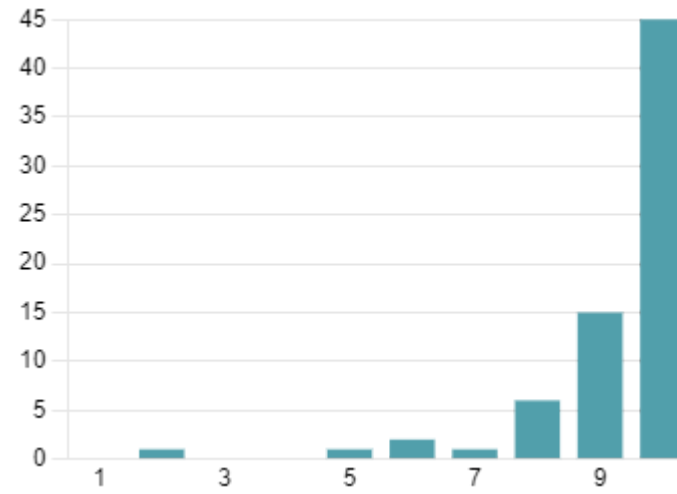
9. Were you involved as much as you wanted to be in decisions about your care?

Always	59
Usually	11
Sometimes	1
Never	0



10. Using a scale of 1 - 10 where 1 is very bad and 10 is excellent, how would you rate your overall experience?

9.28
Average Rating



11. Was there anything particularly good about your experience that you would like to tell us about?

71
Responses

Latest Responses

"N/A"

"Everyone very friendly. Seen very quickly "

"Always first class "

6 respondents (8%) answered **Hospital** for this question.

A word cloud of responses for the 'Hospital' category. The words are in various sizes and orientations, with the largest and most prominent words being 'Hospital', 'experience', 'helpful', 'caring', and 'good'. Other visible words include 'staff are so proactive', 'supportive St', 'nursing staff', 'Dauids Surgery', 'Waiting time', 'staff friendly', 'staff ditto', 'Withybush Hospital', 'GP', 'medical staff', 'doctors and staff', 'Reception staff', and 'staff were excellent'.

12. Was there anything that we could change to improve your experience?

71
Responses

Latest Responses

"N/A"

"No"

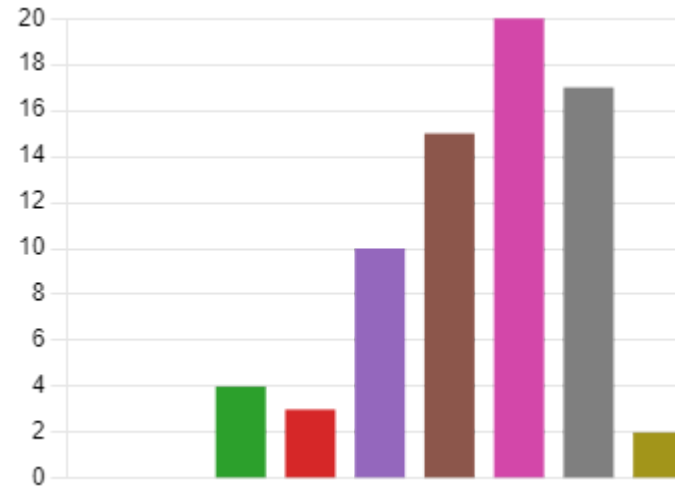
"Just continue as you are now "

4 respondents (6%) answered **surgery** for this question.

A word cloud of responses related to surgery. The most prominent words are 'surgery' and 'hospital'. Other visible words include 'specialists in the hospital', 'Not in the surgery', 'long-winded', 'initial tests', 'tests/xrays', 'GP Surgery', 'doctors at the surgery', 'fertility referral', 'appointment in advance', 'Davids Surgery', 'tests', 'data system', 'hospital consultant', 'years answerphone message', 'NHS systems', 'PSA test', and 'Information on results'.

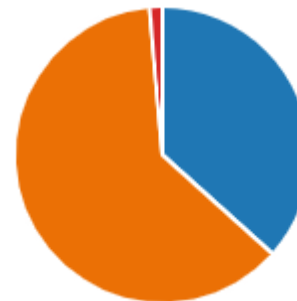
13. What is your age?

0 - 15 years	0
16 - 24 years	0
25 - 34 years	4
35 - 44 years	3
45 - 54 years	10
55 - 64 years	15
65 - 74 years	20
75+ years	17
I prefer not to say	2



14. What is your gender?

Male	26
Female	44
Non-binary	0
Other	1
I prefer not to say	0



15. At birth, you were described as:

● Male	23
● Female	45
● Other	0
● I prefer not to say	3



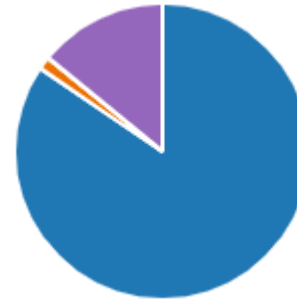
16. Are your day-to-day activities limited because of a health problem or disability which has lasted, or is expected to last, at least 12 months?

● Yes, a lot	14
● Yes, a little	19
● Not at all	34
● I prefer not to say	4



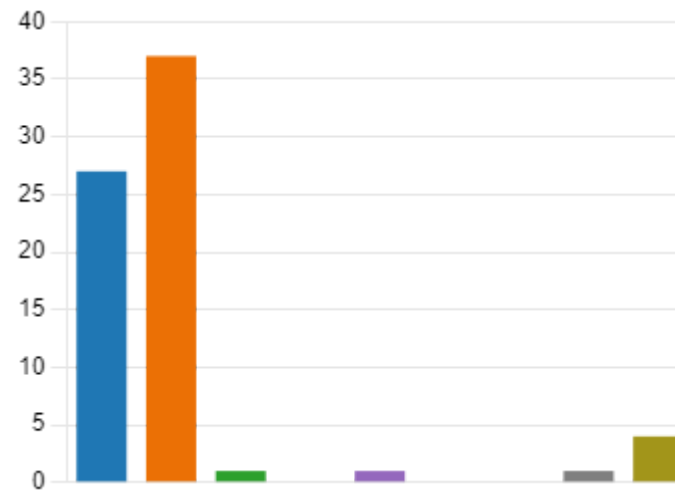
17. Which of the following options best describes how you think of yourself?

● Heterosexual or straight	60
● Gay or lesbian	1
● Bisexual	0
● Other	0
● I prefer not to say	10



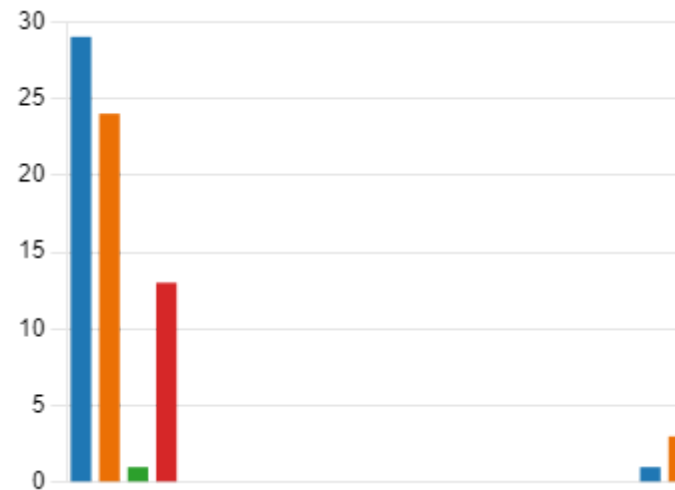
18. What is your religion? (Please choose ONE option that best describes your religion)

● No religion	27
● Christian (all denominations)	37
● Buddhist	1
● Hindu	0
● Jewish	1
● Muslim	0
● Sikh	0
● Any other religion	1
● I prefer not to say	4



19. What is your ethnic group? (Please choose ONE option that best describes your ethnic group or background)

● Welsh	29
● English	24
● Scottish	1
● British	13
● Irish	0
● Northern Irish	0
● Gypsy or Irish Traveller	0
● White and Black Caribbean	0
● White and Black African	0
● White and Asian	0
● Any other mixed/ multiple ethn...	0
● Indian	0
● Pakistani	0
● Bangladeshi	0
● Chinese	0
● Any other Asian background	0
● Black African	0
● Black Caribbean	0
● Any other Black/ African/ Caribb...	0
● Arab	0



- Any other ethnic group 1
 - I prefer not to say 3
-